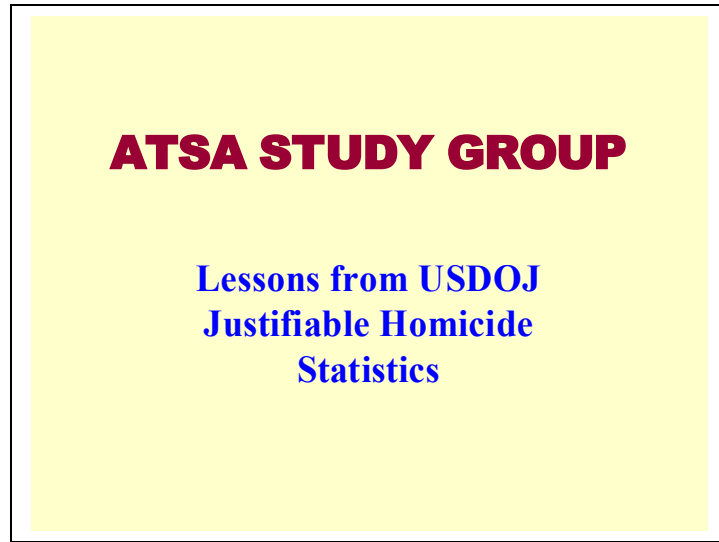


Slide 1



**Among the categories they examine is the number and data regarding justifiable homicides. Such homicides are viewed as those involving police and those involving citizens who kill VCA.**

**They also examine several other forms of violent crime. We will look at robbery and aggravated assault for what information we can discern.**

**There are lessons to be learned that can help the Practitioner shape his training regimen.**

## **Justifiable Homicide**

- **The USDOJ definition involves only those cases where no criminal charges were filed.**
  - **Police Actions**
  - **Citizen Actions**

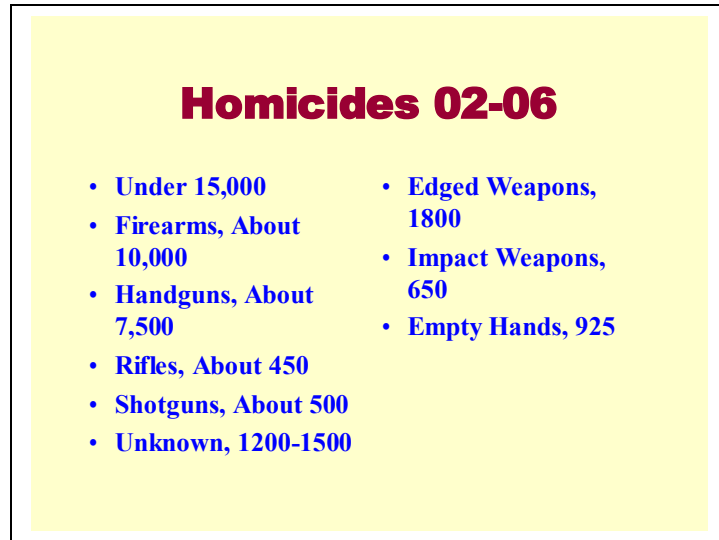
**Actions where charges are filed are not included in the statistics even if an acquittal at trial subsequently occurs or charges are later dropped.**

**Likewise, instances of justification where the VCA survives the retort by the citizen are not included.**

**Police actions involving the use of an arrest power rarely result in a criminal prosecution.**

**Similarly to citizen actions, police actions where the VCA survives the shooting are not included in the statistics.**

**As we have discussed in other sessions, there is a consistency across time and location that suggests that about 20-25% of all homicides have elements of use of force to repel a violent attack. Many such attacks are VCA attacking VCA. To our study they are useful to gather information on the nature of attack methods.**



The numbers in this slide reflect rough averages in the categories identified for the five years of 2002 -2006.

Interestingly, the numbers per year in each category remained remarkably consistent.

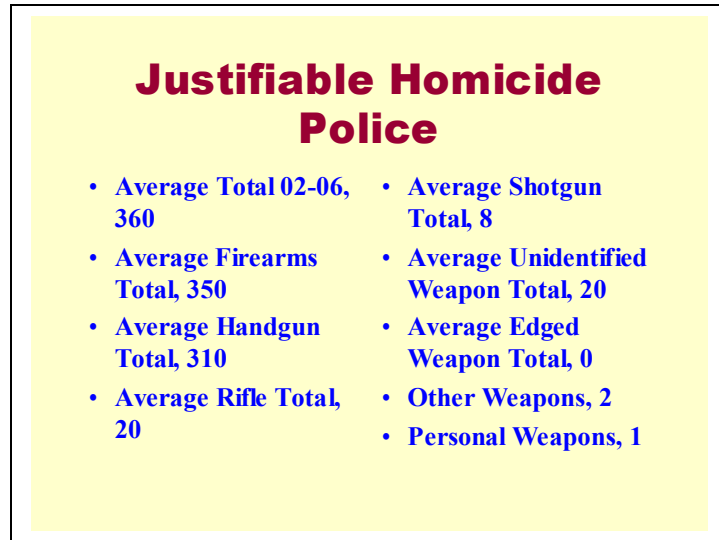
These numbers reflect the number of homicides that occur. The percentages of weapons used in various kinds of assaults will be different from these numbers because we will be dealing in total numbers of incidents.

Total numbers of incidents have stabilized over the course of years. The internal numbers within categories have remained fairly stable and consistent for years.

**2006 Homicide %'s by Weapons Category: Firearms; 68%, Edged Weapons; 12%, Empty Hands; 5.5%, Impact Weapons; 4%.**

**Empty hands death rates should warn you that if you are engaged in a fight where you are about to be on the ground you need to understand you have a reasonable chance to end up dead!**

**That includes being thrown from a height or down a flight of stairs.**

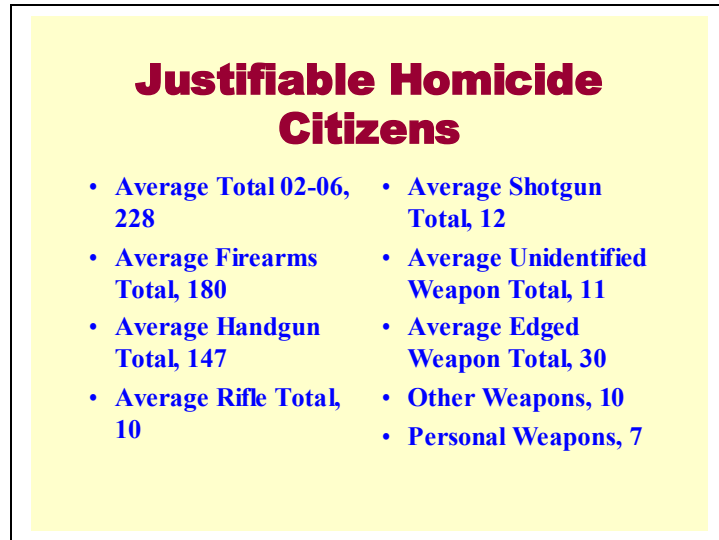


**Average Unidentified Weapon means the firearm was not identified by type.**

**Average Other Weapons means impact weapons. Batons, jacks, etc.**

**Average Personal Weapons means empty hands, elbows, feet, includes throwing them down a flight of steps.**

**Police Justifiable Homicide incidents by %: Handguns; 86%, Rifle; 5.5%, Shotgun; 2%, Edged Weapons; 0, Impact Weapons; .5%, Empty Hands; .25%**



**Citizen Justifiable Homicide incidents by %: Firearms; 79%, Handguns; 64%, Rifles; 4%, Shotguns; 5%, Edged Weapons; 13%, Impact Weapons; 4%, Empty Hands; 3%.**

**Citizen encounters appear to be regularly different encounters than Police encounters. Police are significantly more likely to use handguns than Citizens. Rifle encounters for Police are somewhat more likely. Citizens are twice as likely to use shotguns as Police in encounters. Citizens are likely to use edged weapons in an encounter and Police have no real history of using such weapons. Citizens are 8 times more likely to use impact weapons in an encounter and 12 times more likely to use empty hands in an encounter than Police. Though the % of incidents for impact weapons and empty hands for Citizen encounters operate in the single digits, they are significant enough to make plain the need of Citizens to have skills with each of these systems that are commensurate with lethal force.**

## **Justifiable Homicide 2007**

- Police, 391
- Citizens, 254
- Prof. James Fox says this “increase” shows a “shoot first” mentality developing in police and citizens.

**Anyone who would make such a conclusion from the numbers generated during 2007 in comparison with previous numbers is a political panderer whose information about lethal encounters is likely derived from the same form of source as the Pope’s information on fornication. May his good fortune in such experience hold out!**

**By Kevin Johnson, USA TODAY**

The number of justifiable homicides committed by police and private citizens has been rising in the past two years to their highest levels in more than a decade, reflecting a shoot-first philosophy in dealing with crime, say law enforcement analysts.

The 391 killings by police that were ruled justifiable in 2007 were the most since 1994, FBI statistics show. The 254 killings by private individuals found to be self-defense were the most since 1997.

The FBI says a homicide committed by a private citizen is justified when a person is slain during the commission of a felony, such as a burglary or robbery. Police are justified, the FBI says, when felons are killed while the officer is acting in the line of duty. Rulings on these deaths are usually made by the local police agencies involved.

Some law enforcement analysts say the numbers represent changing attitudes on the streets, where police have felt more threatened by

well-armed offenders, and citizens have taken greater responsibility for their own safety.

Northeastern University criminal justice professor James Alan Fox describes an emerging "shoot-first" mentality by police and private citizens. For several years, police departments have armed their officers with higher-powered weapons to keep pace with criminal gangs. "Clearly there is a message out there that citizens may be able to defend themselves" as well, he says.

**FIND MORE STORIES IN:** [United States Supreme Court](#) | [Wisconsin](#) | [Hurricane Katrina](#) | [National Rifle Association](#) | [Carnegie Mellon University](#) | [Second Amendment](#) | [Wayne LaPierre](#) | [James Alan Fox](#)

Alfred Blumstein, a Carnegie Mellon University criminologist, says the gun "legalization movement" also may have helped create a "greater willingness" among citizens to act in self-defense.

Forty-eight states provide various rights to carry firearms. Illinois and Wisconsin do not, according to the National Rifle Association. In a landmark decision, the Supreme Court in June carved out a right to individual gun ownership, ruling that the Second Amendment allows citizens to keep guns in their homes for self-defense.

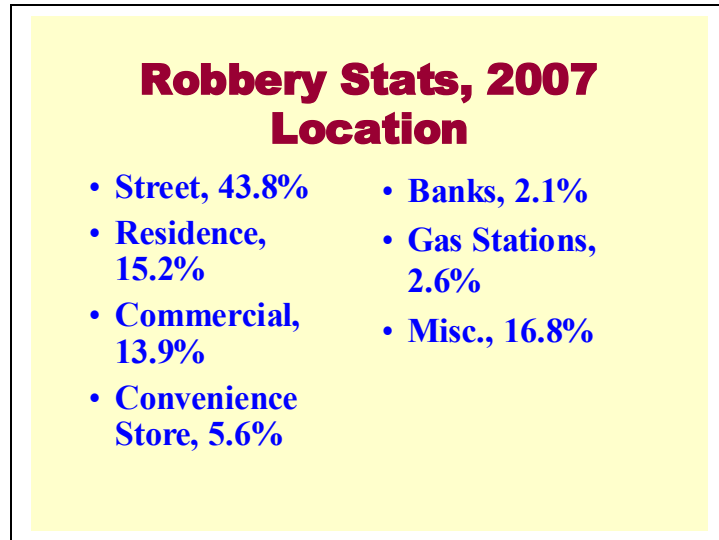
The NRA and other analysts say most laws allowing gun possession have existed for years and would not likely account for a recent spike in self-defense killings.

Instead, Wayne LaPierre, the NRA's executive vice president and chief executive officer, says the Sept. 11 attacks and the widespread looting and violence after Hurricane Katrina spurred some people to take more responsibility for their own safety.

Immediately after those events, LaPierre says the group's gun-safety trainers reported "big increases" in NRA-sponsored courses. "Americans are simply refusing to be victims," he says.

Florida State University criminologist Gary Kleck says the FBI underestimates self-defense killings by citizens because the ones that are not precipitated by felony crimes may not get counted. "Less than a third of (citizen killings) are reported," he says.

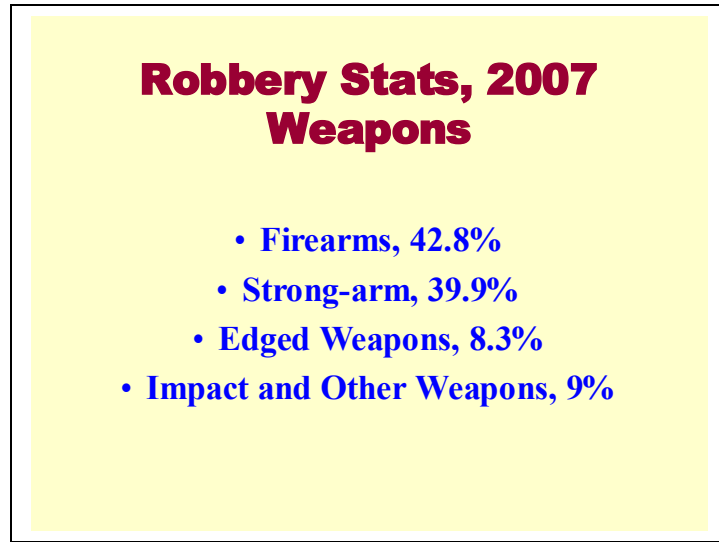




**We will examine crime stats for robbery and aggravated assault to see what we can learn to help us in our study. These stats will be reflective of the total number of incidents for those two crimes as opposed to those that resulted in homicides and justifiable homicides.**

**The numbers on this chart gives some idea of the frequency of occurrence as they relate to the VCA's venue selection.**

**Commercial venues include anyplace you might visit outside of your residence. They could even include the residence of another. It would seem to make some sense to combine the numbers for Convenience stores and gas stations in that they have almost become synonymous. That would make the rate of occurrence just over 8%.**



**There may be one group dumber than those who bring a knife to a gunfight.**

**Still, these numbers give you some information of the frequency of occurrence relating to the type of weapons system you may confront.**

**Remember these numbers reflect robbery incidents.**

## **Aggravated Assault 07 Weapons**

- Impact Weapons, 34.2%
- Empty Hands, 25.7%
  - Firearms, 21.4%
- Edged Weapons, 18.8%

**These numbers reflect the % of incidents by weapons type in aggravated assault.**

**Among the lessons here is that you can have an encounter with someone who intends to cause grievous bodily injury that is not armed with a firearm or may not be armed at all, while you are. It will be up to you to decide how you will respond to the attacker and his chosen weapons system and how you will explain your response.**

**If you combine the %'s for those incidents where weapons are used you will confront a weapon of some nature about 75% of the time. That means that 25% of the time people are confronted with violence of a level that will cause grievous injury the attacker will be operating with empty hands.**

**It is also useful to keep in mind that about 25% of homicide victims were killed during an argument. Practitioners are exceedingly polite and refrain from arguments.**

## **Analysis**

- **The fight will be the fight.**
- **It will be what it is, not what you have been encouraged to imagine.**
- **You will need to know how to use anything that is available.**

**As we have discussed many times before in many different ways, the Citizen encounter with VCA's is markedly different than police or military encounters.**

**While there is certainly valid technique cross over from Police response to deadly force to Citizen encounter with deadly force, the 5 year span statistics in the USDOJ report helps expand the Practitioner's awareness of circumstances and conditions he might have to negotiate as part of a violent encounter.**

**It is not sufficient to have a gun and be proficient with it. You must know edged weapons, impact weapons, both conventional and improvised and empty hands skills.**

**Rates of incidents for certain forms of location should raise the Practitioner's vigilance for potential trouble to increase the available response time and to find options for avoiding and/or evading an encounter if possible, alternatively gaining cover if not possible or practical so as to discourage any further action on the part of the VCA and to have the greatest advantage if the VCA presses his attack.**